


# CONTENTS

<i>What's inside?</i>	7
<i>Basics</i>	11
<i>Warm-up exercises</i>	13



THE POP-UP BOX	19
<i>Experiments</i>	21
THE POP-UP BOX TRANSFORMED	25

<i>Decorating technique</i> · <b>COLLAGE</b>	29
--	----

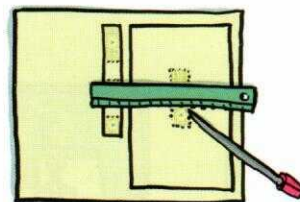


STACK THEM UP!	33
<i>Experiments</i>	35

<i>Technique</i> · <b>FOLDING CARD</b>	38
--	----



GARLANDS	42
ZIGZAG	45

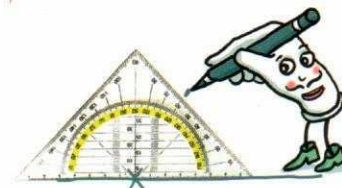


THE PARALLEL MECHANISM	46
GLUED ON	47
CUT IN	51
<i>Experiments</i>	53


<i>Technique</i> · USING THE CUTTER	55
--	----

<i>Technique</i> · CUTTER DRIVING LICENSE	61
--	----

THE ANGLED BOX	62
----------------	----



<i>Technique</i> · PROTRACTOR 1x1	67
-----------------------------------	----



THE SNAPPY MOUTH 70

THE SNAPPY MOUTH IS WATCHING YOU 74

*Experiments* 77

THE SNAPPY MOUTH TRANSFORMED 80

BOX-TRIANGLE COMBO 84


*Technique* · COPYING TEMPLATES 87

THE V FOLD 91

AND NOW IT'S YOUR TURN 92

FREESTYLE METHODS 96


*Experiments* 99



*Technique* · INKBLOT CREATURES 101

THE POP-UP SWIRL 102

*Experiments* 105




*Decorating technique* · COLOURED PENCIL SHAVINGS 106

THE TURNTABLE 108

*Experiments* 113

*Technique* · COMPASS TRAINING 114

THE PULLING MECHANISM 116



THE FLOATING PLATFORM 126

*Experiments* 129

*Technique* · FROM INDIVIDUAL PAGES, A BOOK 130

*Technique* · BUILDING A BOOK COVER 133

*Technique* · SOS! TIPS FOR SAVING YOUR POP-UP 138

APPLICATIONS 141